VF12 15/40

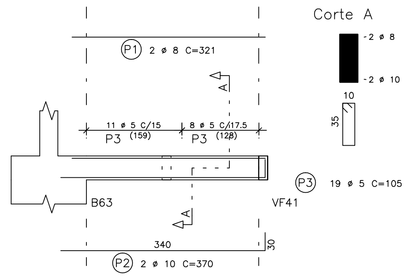

VF39 15/40

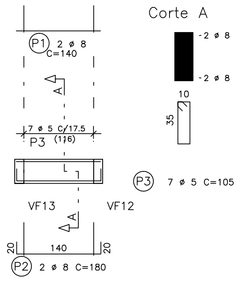

VF14 15/40

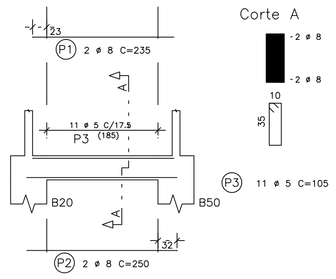

VF44 15/40

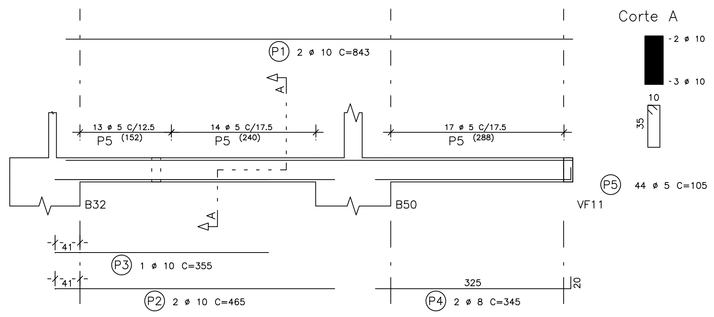

VF16 15/40

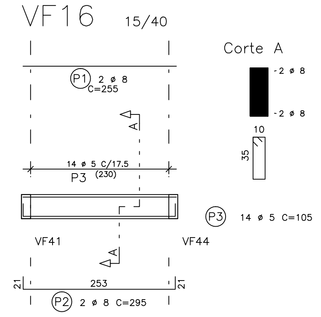

AÇO	POS	BIT (mm)	QUANT	COMPRIMENTO UNIT (cm)	COMPRIMENTO TOTAL (cm)
VF12					
50A	1	8	2	321	642
50A	2	10	2	370	740
60	3	5	19	105	1995
VF39					
50A	1	8	2	140	280
50A	2	8	2	180	360
60	3	5	7	105	735
VF14					
50A	1	8	2	235	470
50A	2	8	2	250	500
60	3	5	11	105	1155
VF44					
50A	1	10	2	843	1686
50A	2	10	2	465	930
50A	3	10	1	355	355
50A	4	8	2	345	690
60	5	5	44	105	4620
VF16					
50A	1	8	2	255	510
50A	2	8	2	295	590
60	3	5	14	105	1470
VF22					
50A	1	10	2	560	1120
50A	2	8	2	505	1010
60	3	5	24	105	2520
VF33					
50A	1	8	2	345	690
50A	2	8	2	365	730
60	3	5	17	105	1785
VF20					
50A	1	8	2	524	1048
50A	2	8	2	542	1084
60	3	5	29	105	3045
VF30					
50A	1	8	2	295	590
50A	2	8	2	315	630
60	3	5	15	105	1575
VF23					
50A	1	8	2	355	710
50A	2	10	2	380	760
50A	3	6.3	18	125	2250
VF21					
50A	1	10	2	868	1736
50A	2	16	2	847	1694
50A	3	16	1	640	640
50A	4	6.3	46	125	5750
VF42					
50A	1	8	2	450	900
50A	2	10	3	510	1530
60	3	5	25	105	2625
VF29					
50A	1	8	2	275	550
50A	2	8	2	315	630
60	3	5	15	105	1575

RESUMO AÇO CA 50-60			
AÇO	BIT (mm)	COMPR (m)	PESO (kg)
60	5	231	37
50A	6.3	80	20
50A	8	126	50
50A	10	89	56
50A	16	23	37
Peso Total	60 =		37 kg
Peso Total	50A =		164 kg

VF22 15/40

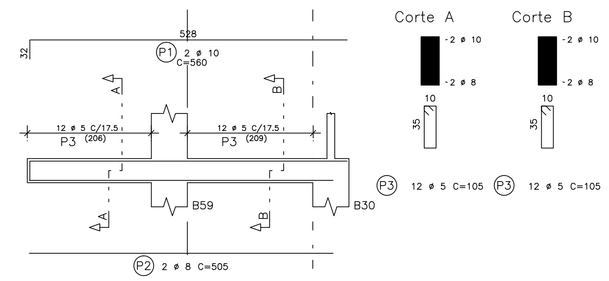

VF33 15/40

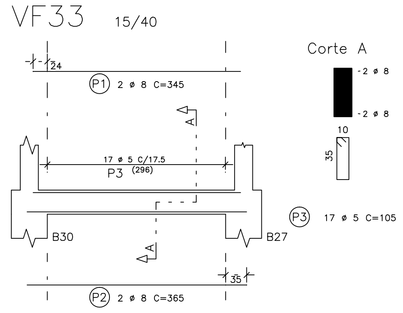

VF20 15/40

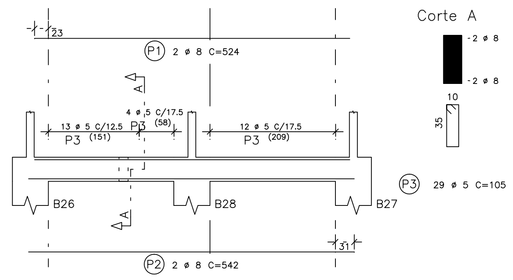

VF30 15/40

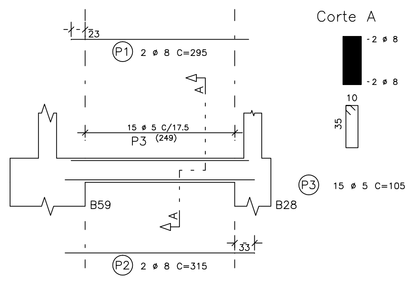

VF23 25/40

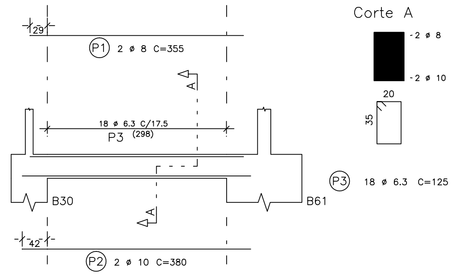

VF21 25/40

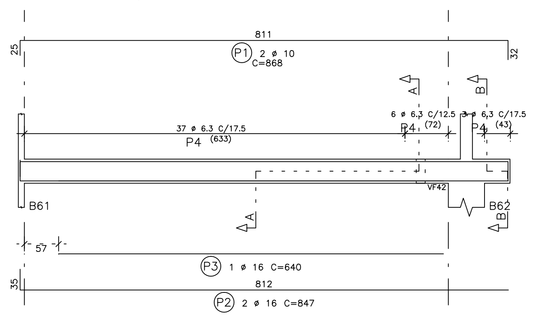

VF42 15/40

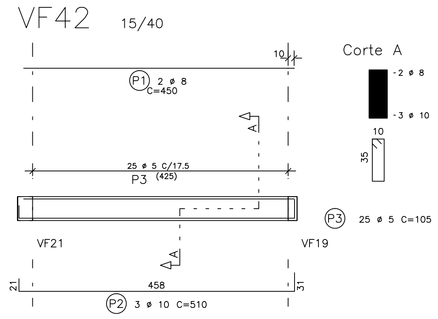

VF29 15/40

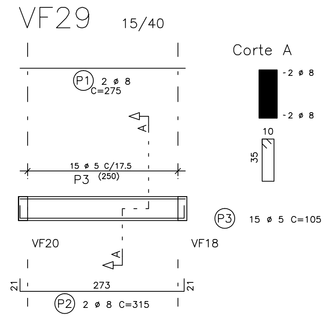

TABELA DE TRANSPASSE

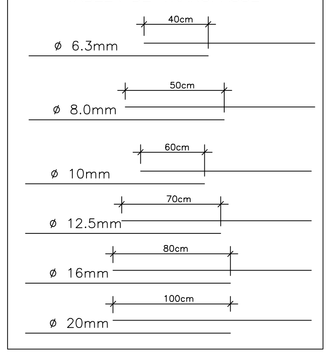

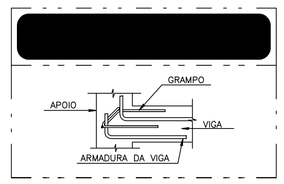

ALTERAÇÕES	DATA	VISTO
03 –		
02 –		
01 –		

MEDIDAS EM CENTÍMETROS E NÍVEIS EM METROS | VERIFICAR MEDIDAS E NÍVEIS NA OBRA

SOBRECARGA: kg/m2 CONCRETO : fck > ,25MPa AÇO : VER TABELA

ESPAÇO PARA O CREA:

ESPAÇO PARA O CREA:

ESPAÇO PARA SMTT:

ESPAÇO PARA CÁLCULO DE ÁREA:

TERRENO	2.483,74 m^2
CONSTRUIDA	584,11 m^2
PAVIMENTAÇÃO	1.455,43 m^2
COBERTA	648,92 m^2

ESPAÇO PARA APROVAÇÃO SMCCU:

PROPRIETÁRIO: FUNJURIS – FUNDO ESPECIAL DE MODERNIZAÇÃO DO PODER JUDICIÁRIO

RESPONSÁVEL TÉCNICO:

PROJETO: ENG. DIOGO JATOBÁ CREA NACIONAL 0200837206

PILAR ENGENHARIA

PROJETO ESTRUTURAL

NOME DO EMPREENDIMENTO:
FORUM DA COMARCA DE SÃO SEBASTIÃO

ENDEREÇO DO EMPREENDIMENTO:
SITUADO NA QD. "G" LOT. PREFEITO ZECA PACHECO, R. 7 DE SETEMBRO
SÃO SEBASTIÃO – AL.

DESENHO: FELIPE LOPES

CLIENTE:

PODER JUDICIÁRIO DE ALAGOAS

IDENTIFICAÇÃO DO PROJETO:
ARMAÇÃO DE VIGAS

Nº DA PRANCHA:
EST 06/14

DATA: MARÇO/2012 | REV 0 | NOME DO ARQUIVO | ESCALA: INDICADA

ESTE PROJETO NÃO PODERÁ SOFRER ALTERAÇÕES SEM ORDENS EXPRESSAS DO AUTOR.